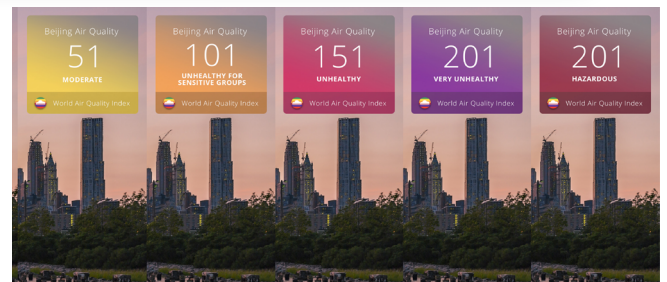


USE CASE - integration

How to set-up integration of World Air Quality Index Integration

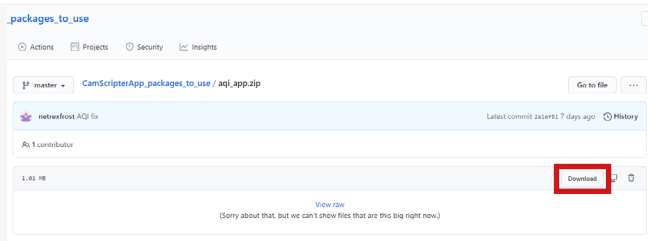
Not only are we able to **embed data** into a live stream from score tables, individual meteorological stations, transit servers or temperature and internal sensors – this time, we'd like to show you another interesting integration! **Air quality** is a highly discussed issue around the world. That's why we were asked by the sales engineer of **Axis Communications** about the possibility of embedding current data on air quality directly into the live stream.



What do you need?

- An [AXIS camera](#) (check compatibility [here](#))
- Our [CamScripter App](#)
- Our [CamOverlay App](#)

Tip: Get a **free 30-day license** on www.camstreamer.com. Try everything out before making a one-time purchase of the license.



Steps to run it:

1. Download the zip file package **aqi_app.zip** with our script here: https://github.com/CamStreamer/CamScripterApp_packages_to_use

2. Install the CamOverlay and CamScripter App on your camera – download it here: <https://camstreamer.com/download-app>



Air Quality Index App

v 1.0.0

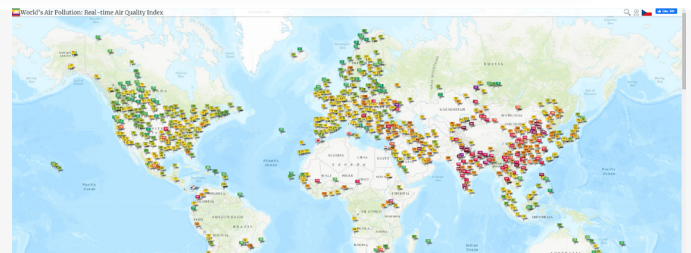
Stop Uninstall

3. Upload the zip package name **aqi_app.zip** to the CamScripter App. Use the button **ADD NEW PACKAGE** and start the application and configure it via the **gear icon**.

USE CASE - integration

How to set-up integration of World Air Quality Index Integration

4. In the **configuration**: fill in the password of the camera, the token for **AQI API** (you can generate it on the displayed link), and your **location** (it's best to check it via the [AQI website](https://aqi.com/), but usually just the name of the location works, e.g. „London“).



Air Quality Index App

Read Terms of Service on <https://aqi.com/api/>. Changes are saved automatically, you don't have to save them.

Camera User root	Access Token <input type="text"/>
Camera Password password	Get your own access token here
	Update Frequency [min] 1
	Location[path] <input type="text"/>

Check your location on <https://aqi.com/>. Valid entries are e.g. London or united-kingdom/london-westminster. Do not use words city, country or station in the path.

Tips: Fill in the name of the location displayed in the widget and set the position of your widget, e.g. top right corner.

5. Graphics are **generated directly** by the CamScripter App.

If you have a request for a **tailor-made micro-application** to be created for you, please don't hesitate to **contact us**:
support@camstreamer.com

